



Your technology partner for cost-effective machining

TRITAN-DRILL-REAMER



TRITAN DRILL REAMER

The most precise solution for drilling and reaming in one machining step

A proven way to manufacture as economically as possible is combining several machining steps in one tool. For example, bores can be drilled and reamed simultaneously with the Tritan-Drill-Reamer from MAPAL.

MAPAL has developed the Tritan-Drill-Reamer in order to produce fitting bores even more accurately using just one tool.

With six guiding chamfers for excellent guiding properties, precision-ground chip flutes with matching groove shape for good chip removal and a self-centring chisel edge, the new Tritan-Drill-Reamer is impressive all around.

The self-centring chisel edge ensures good positioning accuracy and improved spot drilling behaviour. Three cutting edges guarantee optimal roundness of the fit bore and highest performance. The guiding chamfers produce best-quality surfaces.

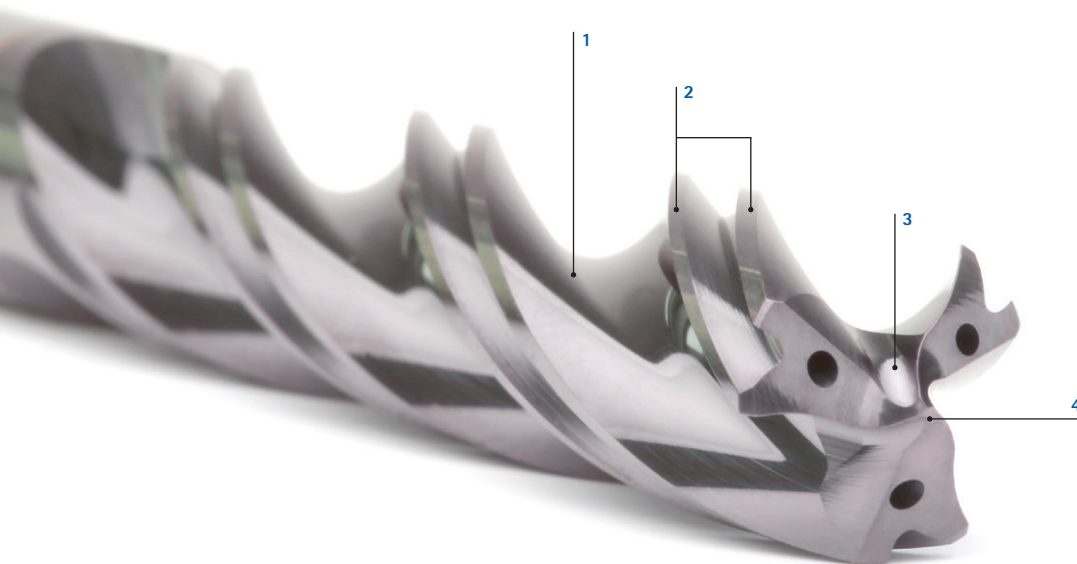
FEATURES

- Combination of drilling and reaming
- Length versions 3xD and 5xD
- Three cutting edges and six guiding chamfers
- With internal cooling
- Tolerance versions ± 0.003 mm and H7

ADVANTAGES

- Reduced productive and non-productive times
- Best performance and highest levels of accuracy
- High degree of positional accuracy
- Optimal roundness

Tool features in detail



1 Finely ground groove profile

2 Six guiding chamfers

3 Innovative point thinning

4 Self-centring chisel edge




Six guiding chamfers

- For excellent guiding properties
- For the production of fitting bores with maximum economic efficiency and accuracy with only one tool



Innovative centre point

- Self-centring chisel edges for very good positional accuracy and improved spot drilling




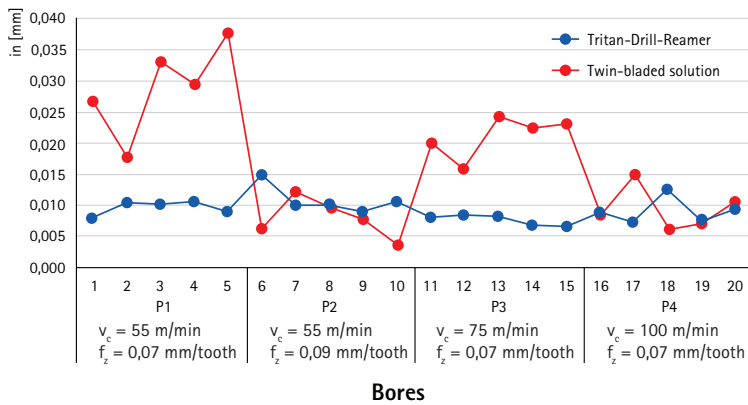
Finely ground groove profile

- Finely ground chip flutes with adapted groove shape for very good chip removal

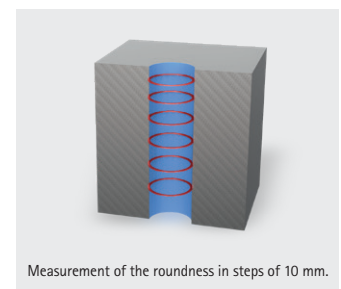
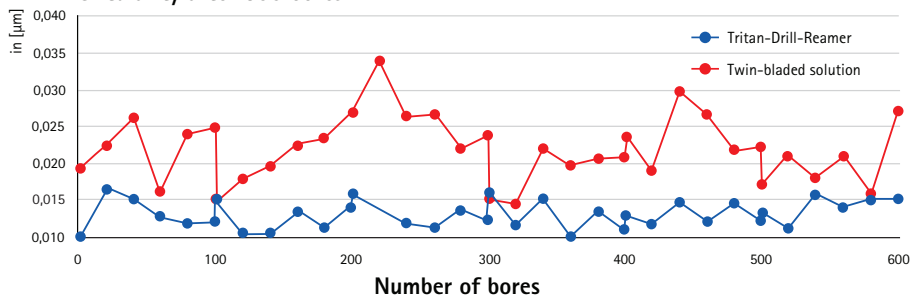


Comparison Tritan-Drill-Reamer and double edged solution

Diameter deviation over the tools entire diameter (42CrMoS4)



Circularity after 600 bores



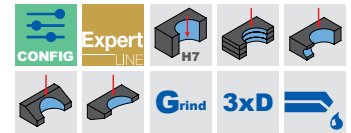
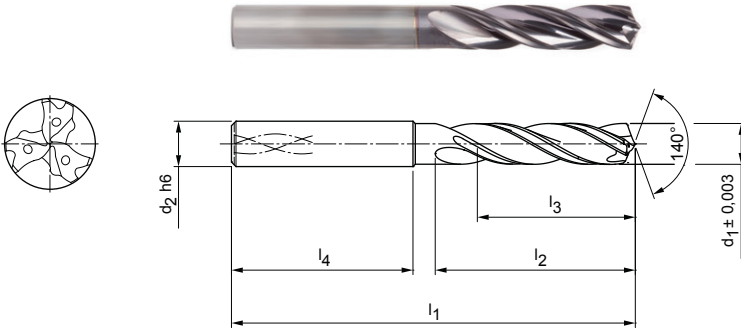
Tritan-Drill-Reamer

Drill reamer

SDR301G (3xD), internal coolant supply

Design:

Drill diameter:	3.80 – 20.05 mm
Bore tolerance:	≥ IT 7
Cutting material:	HP358
Number of cutting edges:	3
Number of guiding chamfers:	6
Tip angle:	140°
Side rake angle:	30°



Stocked preferred series in shank form HA

Dimensions						Shank form HA	
$d_1 \pm 0.003$	$d_2 \text{ h}6$	l_1	l_2	l_3	l_4	Specification	Order no.
3,99	6	66	24	17	36	SDR301G-3.990+3-3-HA03-HP358	31196569
4,00	6	66	24	17	36	SDR301G-4.000+3-3-HA03-HP358	31196570
4,01	6	66	24	17	36	SDR301G-4.010+3-3-HA03-HP358	31196571
4,99	6	66	28	20	36	SDR301G-4.990+3-3-HA03-HP358	31196575
5,00	6	66	28	20	36	SDR301G-5.000+3-3-HA03-HP358	31196576
5,01	6	66	28	20	36	SDR301G-5.010+3-3-HA03-HP358	31196577
5,02	6	66	28	20	36	SDR301G-5.020+3-3-HA03-HP358	31196578
5,99	6	66	28	20	36	SDR301G-5.990+3-3-HA03-HP358	31196581
6,00	6	66	28	20	36	SDR301G-6.000+3-3-HA03-HP358	31196582
6,01	6	66	28	20	36	SDR301G-6.010+3-3-HA03-HP358	31196583
7,99	8	79	41	29	36	SDR301G-7.990+3-3-HA03-HP358	31196587
8,00	8	79	41	29	36	SDR301G-8.000+3-3-HA03-HP358	31196588
8,01	8	79	41	29	36	SDR301G-8.010+3-3-HA03-HP358	31196589
9,99	10	89	47	35	40	SDR301G-9.990+3-3-HA03-HP358	31196593
10,00	10	89	47	35	40	SDR301G-10.000+3-3-HA03-HP358	31196594
10,01	10	89	47	35	40	SDR301G-10.010+3-3-HA03-HP358	31196595
10,02	10	89	47	35	40	SDR301G-10.020+3-3-HA03-HP358	31196596
11,99	12	102	55	40	45	SDR301G-11.990+3-3-HA03-HP358	31196599
12,00	12	102	55	40	45	SDR301G-12.000+3-3-HA03-HP358	31196600
12,01	12	102	55	40	45	SDR301G-12.010+3-3-HA03-HP358	31196601
13,99	14	107	60	43	45	SDR301G-13.990+3-3-HA03-HP358	31196605
14,00	14	107	60	43	45	SDR301G-14.000+3-3-HA03-HP358	31196606
14,01	14	107	60	43	45	SDR301G-14.010+3-3-HA03-HP358	31196607
15,99	16	115	65	45	48	SDR301G-15.990+3-3-HA03-HP358	31196611
16,00	16	115	65	45	48	SDR301G-16.000+3-3-HA03-HP358	31196612
16,01	16	115	65	45	48	SDR301G-16.010+3-3-HA03-HP358	31196613

Tritan-Drill-Reamer | Drill reamer SDR301G (3xD), internal coolant supply

Configurable features



Diameter:
Diameter in increments of
0.001 mm freely selectable

**Specification:**

SDR301G-[diameter]+3-3-HA03-HP358

Example:

SDR301G-4.001+3-3-HA03-HP358

Tool diameter $d_1 = 4.001$ mm

Dimensions of configurable series

d_1 min.	d_1 max.	d_2 h6	l_1	l_2	l_3	l_4
3,800	4,700	6	66	24	17	36
4,701	6,050	6	66	28	20	36
6,051	8,050	8	79	41	29	36
8,051	10,050	10	89	47	35	40
10,051	12,050	12	102	55	40	45
12,970	14,050	14	107	60	43	45
14,970	16,050	16	115	65	45	48
16,800	18,050	18	123	73	51	48
18,700	20,050	20	131	79	55	50

Dimensions in mm.

For tolerance class fit bores up to max. IT7, with sufficient machine stability and cooling.

For help in calculating the optimum nominal diameter for different fitting bores, please refer to the information field at the end of the chapter.

For cutting data recommendations, see end of chapter.

Special designs and other coatings available upon request.

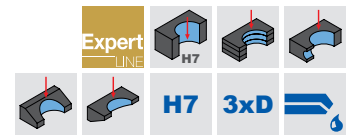
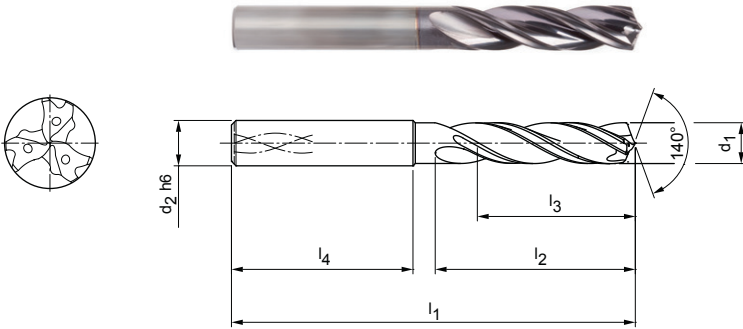
Tritan-Drill-Reamer

Drill reamer

SDR301 (3xD), internal coolant supply

Design:

Drill diameter:	4.00 – 16.00 mm
Bore tolerance:	≥ IT 7
Cutting material:	HP358
Number of cutting edges:	3
Number of guiding chamfers:	6
Tip angle:	140°
Side rake angle:	30°



Stocked preferred series in shank form HA

Dimensions						Shank form HA	
d ₁ H7	d ₂ h6	l ₁	l ₂	l ₃	l ₄	Specification	Order no.
4,00	6	66	24	17	36	SDR301-4.000H7-HA03-HP358	31196337
5,00	6	66	28	20	36	SDR301-5.000H7-HA03-HP358	31196338
6,00	6	66	28	20	36	SDR301-6.000H7-HA03-HP358	31196339
8,00	8	79	41	29	36	SDR301-8.000H7-HA03-HP358	31196560
10,00	10	89	47	35	40	SDR301-10.000H7-HA03-HP358	31196561
12,00	12	102	55	40	45	SDR301-12.000H7-HA03-HP358	31196562
14,00	14	107	60	43	45	SDR301-14.000H7-HA03-HP358	31196563
16,00	16	115	65	45	48	SDR301-16.000H7-HA03-HP358	31196564

Dimensions in mm.

For tolerance class fit bores of H7, with sufficient machine stability and cooling.

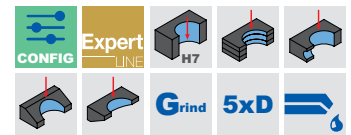
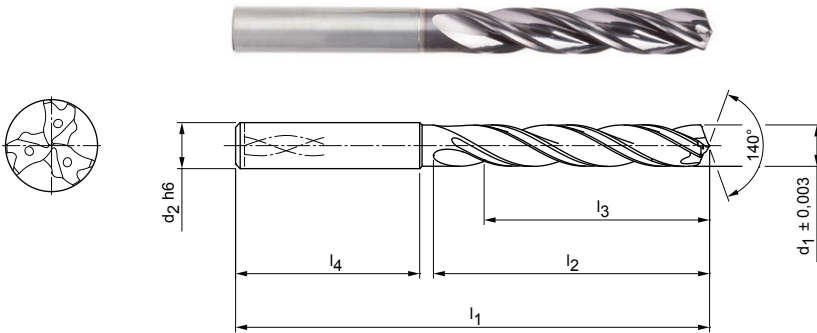
For cutting data recommendations, see end of chapter.

Special designs and other coatings available upon request.

Tritan-Drill-Reamer

Drill reamer
SDR301G (5xD), internal coolant supply

Design:
 Drill diameter: 3.80 – 20.05 mm
 Bore tolerance: $\geq IT 7$
 Cutting material: HP358
 Number of cutting edges: 3
 Number of guiding chamfers: 6
 Tip angle: 140°
 Side rake angle: 30°



Stocked preferred series in shank form HA

Dimensions						Shank form HA	
$d_1 \pm 0.003$	$d_2 h6$	l_1	l_2	l_3	l_4	Specification	Order no.
3,99	6	74	36	29	36	SDR301G-3.990+3-3-HA05-HP358	31196639
4,00	6	74	36	29	36	SDR301G-4.000+3-3-HA05-HP358	31196640
4,01	6	74	36	29	36	SDR301G-4.010+3-3-HA05-HP358	31196641
4,02	6	74	36	29	36	SDR301G-4.020+3-3-HA05-HP358	31196642
4,99	6	82	44	35	36	SDR301G-4.990+3-3-HA05-HP358	31196645
5,00	6	82	44	35	36	SDR301G-5.000+3-3-HA05-HP358	31196646
5,01	6	82	44	35	36	SDR301G-5.010+3-3-HA05-HP358	31196647
5,99	6	82	44	35	36	SDR301G-5.990+3-3-HA05-HP358	31196651
6,00	6	82	44	35	36	SDR301G-6.000+3-3-HA05-HP358	31196652
6,01	6	82	44	35	36	SDR301G-6.010+3-3-HA05-HP358	31196653
7,99	8	91	53	43	36	SDR301G-7.990+3-3-HA05-HP358	31196658
8,00	8	91	53	43	36	SDR301G-8.000+3-3-HA05-HP358	31196659
8,01	8	91	53	43	36	SDR301G-8.010+3-3-HA05-HP358	31196660
8,02	8	91	53	43	36	SDR301G-8.020+3-3-HA05-HP358	31196661
9,99	10	103	61	49	40	SDR301G-9.990+3-3-HA05-HP358	31196664
10,00	10	103	61	49	40	SDR301G-10.000+3-3-HA05-HP358	31196665
10,01	10	103	61	49	40	SDR301G-10.010+3-3-HA05-HP358	31196666
11,99	12	118	71	59	45	SDR301G-11.990+3-3-HA05-HP358	31196670
12,00	12	118	71	59	45	SDR301G-12.000+3-3-HA05-HP358	31196671
12,01	12	118	71	59	45	SDR301G-12.010+3-3-HA05-HP358	31196672
13,99	14	124	77	60	45	SDR301G-13.990+3-3-HA05-HP358	31196676
14,00	14	124	77	60	45	SDR301G-14.000+3-3-HA05-HP358	31196677
14,01	14	124	77	60	45	SDR301G-14.010+3-3-HA05-HP358	31196678
15,99	16	133	83	63	48	SDR301G-15.990+3-3-HA05-HP358	31196682
16,00	16	133	83	63	48	SDR301G-16.000+3-3-HA05-HP358	31196683
16,01	16	133	83	63	48	SDR301G-16.010+3-3-HA05-HP358	31196684

Continued on next page.

Tritan-Drill-Reamer | Drill reamer SDR301G (5xD), internal coolant supply

Configurable features



Diameter:
Diameter in increments of
0.001 mm freely selectable

**Specification:**

SDR301G-[diameter]+3-3-HA05-HP358

Example:

SDR301G-04001+3-3-HA05-HP358

Tool diameter $d_1 = 4.001$ mm

Dimensions of configurable series

d_1 min.	d_1 max.	d_2 h6	l_1	l_2	l_3	l_4
3,800	4,700	6	74	36	29	36
4,701	6,050	6	82	44	35	36
6,051	8,050	8	91	53	43	36
8,051	10,050	10	103	61	49	40
10,051	12,050	12	118	71	56	45
12,970	14,050	14	124	77	60	45
14,970	16,050	16	133	83	63	48
16,800	18,050	18	143	93	71	48
18,700	20,050	20	153	101	77	50

Dimensions in mm.

For tolerance class fit bores up to max. IT7, with sufficient machine stability and cooling.

For help in calculating the optimum nominal diameter for different fitting bores, please refer to the information field at the end of the chapter.

For cutting data recommendations, see end of chapter.

Special designs and other coatings available upon request.

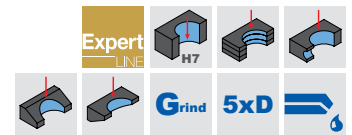
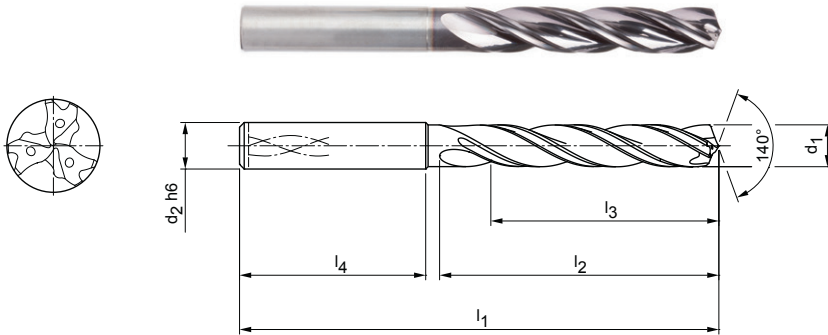
Tritan-Drill-Reamer

Drill reamer

SDR301 (5xD), internal coolant supply

Design:

Drill diameter:	4.00 – 20.00 mm
Bore tolerance:	≥ IT 7
Cutting material:	HP358
Number of cutting edges:	3
Number of guiding chamfers:	6
Tip angle:	140°
Side rake angle:	30°



Stocked preferred series in shank form HA

Dimensions						Shank form HA	
d ₁ H7	d ₂ h6	l ₁	l ₂	l ₃	l ₄	Specification	Order no.
4,00	6	74	36	29	36	SDR301-4.000H7-HA05-HP358	31196627
5,00	6	82	44	35	36	SDR301-5.000H7-HA05-HP358	31196628
6,00	6	82	44	35	36	SDR301-6.000H7-HA05-HP358	31196629
8,00	8	91	53	43	36	SDR301-8.000H7-HA05-HP358	31196630
10,00	10	103	61	49	40	SDR301-10.000H7-HA05-HP358	31196631
12,00	12	118	71	56	45	SDR301-12.000H7-HA05-HP358	31196632
14,00	14	124	77	60	45	SDR301-14.000H7-HA05-HP358	31196633
16,00	16	133	83	63	48	SDR301-16.000H7-HA05-HP358	31196634
18,00	18	143	93	71	48	SDR301-18.000H7-HA05-HP358	31196635
20,00	20	153	101	77	50	SDR301-20.000H7-HA05-HP358	31196636

Dimensions in mm.

For tolerance class fit bores of H7, with sufficient machine stability and cooling.

For cutting data recommendations, see end of chapter.

Special designs and other coatings available upon request.

Cutting data recommendations for drill reamer

Feed and cutting speed

Tritan-Drill-Reamer | SDR301

MMG*	Material	Strength/ Hardness [N/mm ²] [HRC]	Cutting speed v_c [m/min]				Feed f [mm] at drill diameter						
			Internal coolant	External coolant	MQL	Air	4,00	5,50	7,50	10,50	14,50	20,00	
P	P1.1	Structural, free-cutting, case hardened and heat-treated	< 700	70	65	65		0,17	0,22	0,27	0,34	0,41	0,47
		Structural, free-cutting, case hardened and heat-treated	< 1.200	65	55	55		0,22	0,27	0,34	0,42	0,51	0,59
	P2.1	Nitrated, case hardened and heat-treated steel, alloyed	< 900	70	60	60		0,20	0,26	0,32	0,40	0,48	0,56
		Nitrated, case hardened and heat-treated steel, alloyed	< 1.400	50	40	40		0,17	0,21	0,26	0,32	0,38	0,44
	P3.1	Tool, roller bearing, spring and high speed steel**	< 800	55	45	45		0,18	0,23	0,29	0,36	0,43	0,50
		Tool, roller bearing, spring and high speed steel**	< 1.000	40	40	40		0,15	0,19	0,24	0,30	0,36	0,41
	P3.2	Tool, roller bearing, spring and high speed steel**	< 1.500	40	30	35		0,13	0,16	0,19	0,23	0,28	0,32
		Tool, roller bearing, spring and high speed steel**	< 1.500	40	30	35		0,13	0,16	0,19	0,23	0,28	0,32
P5.1	Cast steel		70	60	60		0,20	0,26	0,32	0,40	0,48	0,56	
K	K1.1	Cast iron with lamellar graphite (grey cast iron), EN-GJL	< 300	100	70	70	70	0,25	0,33	0,42	0,55	0,67	0,79
		Cast iron with spheroidal graphite, EN-GJS	< 500	135	85	100	100	0,24	0,32	0,40	0,51	0,62	0,72
	K2.2	Cast iron with spheroidal graphite, EN-GJS	≤ 800	85	65	65		0,22	0,28	0,35	0,44	0,54	0,62
		Cast iron with spheroidal graphite, EN-GJS	> 800	50	35	45		0,11	0,13	0,16	0,20	0,24	0,28
	K3.1	Cast iron with vermicular graphite, EN-GJV; Malleable cast	< 500	75	70	70		0,23	0,30	0,38	0,47	0,58	0,67
		Cast iron with vermicular graphite, EN-GJV; Malleable cast	> 500	70	60	60		0,20	0,25	0,31	0,38	0,46	0,53

EXAMPLE CALCULATION

Please note that the result may be influenced by additional parameters such as the machine tool or tool clamping.

Formula for calculating the optimum nominal tool diameter:

$$(G_{oB} + G_{uB}) / 2$$

Example:

- Fitting bore: \varnothing 10 F7
- Maximum bore dimension G_{oB} : 10.028 mm
- Minimum bore dimension G_{uB} : 10.013 mm

$$\rightarrow (10.028 \text{ mm} + 10.013 \text{ mm}) / 2 = 10.021 \text{ mm} = \text{selection of tool nominal diameter } 10.021 \text{ mm}$$

* MAPAL machining groups

** If the alloy parts Cr, Mo, Ni, V, W in total > 8% then select the next highest MAPAL machining group.

Best bore results with a combination of Tritan-Drill-Reamer and the new hydraulic clamping chuck Hydro DReaM Chuck 4.5°

The newly developed hydraulic clamping system permits high machining parameters through the excellent stability and accuracy. It minimalises self-generated vibrations, through this the tool being clamped is not subjected to micro vibrations. This also leads to a reduction spindle strain of up to 5 percent, providing significantly longer tool life and assures optimal surface finish values.

The through MAPAL specially developed polishing process, that provides a brilliant surface finish resulting in the chuck being more resistant to dirt and corrosion. Operators can clamp the tool in the chuck with reduced force. „Foolproof-Handling“ provides this, as well as the simply self-explanatory handling of the chuck.

Especially by the Hydro DReaM Chuck 4,5° this means significant time savings compared to other clamping systems.

ADVANTAGES

- Corrosion resistant clamping chuck
- Self-explanatory and simple handling- Foolproofing
- Greatest possible stability with an optimal use of resources

To obtain the optimal bore quality MAPAL suggests using the Tritan-Drill-Reamer in combination with the new hydraulic clamping chuck Hydro DReaM Chuck 4.5°.

Further clamping chucks can be found in the MAPAL clamping catalogue.





Discover tool and service solutions now that give you a lead:

REAMING | FINE BORING
DRILLING FROM SOLID | BORING | COUNTERSINKING
MILLING
TURNING
CLAMPING
ACTUATING
SETTING | MEASURING | DISPENSING
SERVICES

www.mapal.com